
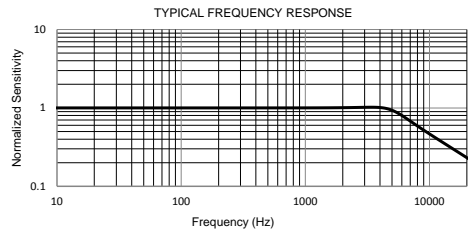
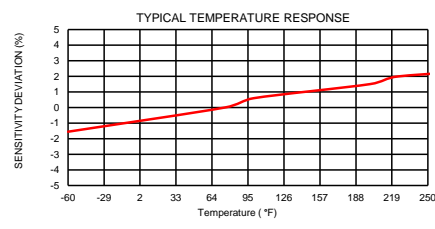
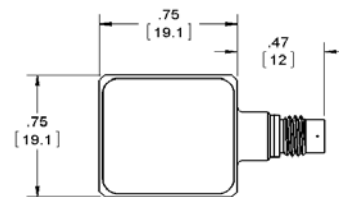
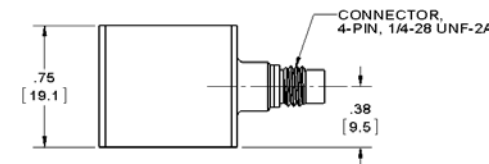



Model Number 3603A2T		PERFORMANCE SPECIFICATIONS				DOC NO PS3603A2T																																	
		IEPE TRIAXIAL ACCELEROMETER				REV A, ECN 12279, 04/16/18																																	
		<ul style="list-style-type: none">• MECHANICALLY & ELECTRICALLY FILTERED• HERMETICALLY SEALED• GROUND ISOLATED• TEDS FUNCTION• EXCELLENT LINEARITY																																					
		ENGLISH		SI																																			
		<table><tr><td>1.05</td><td>oz</td></tr><tr><td>10-32 UNF-2B</td><td></td></tr><tr><td>4-pin</td><td></td></tr><tr><td>Titanium</td><td></td></tr><tr><td>Titanium</td><td></td></tr><tr><td>Case Isolated</td><td></td></tr><tr><td>Single Crystal</td><td></td></tr><tr><td>Planar Shear</td><td></td></tr></table>		1.05	oz	10-32 UNF-2B		4-pin		Titanium		Titanium		Case Isolated		Single Crystal		Planar Shear		<table><tr><td>30</td><td>grams</td></tr><tr><td>10-32 UNF-2B</td><td></td></tr><tr><td>4-pin</td><td></td></tr><tr><td>Titanium</td><td></td></tr><tr><td>Titanium</td><td></td></tr><tr><td>Case Isolated</td><td></td></tr><tr><td>Single Crystal</td><td></td></tr><tr><td>Planar Shear</td><td></td></tr></table>		30	grams	10-32 UNF-2B		4-pin		Titanium		Titanium		Case Isolated		Single Crystal		Planar Shear			
1.05	oz																																						
10-32 UNF-2B																																							
4-pin																																							
Titanium																																							
Titanium																																							
Case Isolated																																							
Single Crystal																																							
Planar Shear																																							
30	grams																																						
10-32 UNF-2B																																							
4-pin																																							
Titanium																																							
Titanium																																							
Case Isolated																																							
Single Crystal																																							
Planar Shear																																							
PHYSICAL Weight, Max. Mounting Provision Connector [1] Housing Sensing Element Element Style		Tapped hole Type Material Material Isolation																																					
PERFORMANCE Sensitivity, ±10% [2] Range for ± 5 Volts Output Frequency Response, ± 3dB Resonant Frequency Broad Band Resolution Linearity [3] Maximum Transverse Sensitivity Strain Sensitivity @ 250µε		<table><tr><td>5</td><td>mV/g</td></tr><tr><td>± 1,000</td><td>g peak</td></tr><tr><td>0.3 to 5000</td><td>Hz</td></tr><tr><td>> 25</td><td>kHz</td></tr><tr><td>0.02</td><td>g rms</td></tr><tr><td>± 1</td><td>% F.S.</td></tr><tr><td>6</td><td>%</td></tr><tr><td>0.002</td><td>g/µε</td></tr></table>		5	mV/g	± 1,000	g peak	0.3 to 5000	Hz	> 25	kHz	0.02	g rms	± 1	% F.S.	6	%	0.002	g/µε	<table><tr><td>0.5</td><td>mV/m/s²</td></tr><tr><td>± 9810</td><td>m/s²</td></tr><tr><td>0.3 to 5000</td><td>Hz</td></tr><tr><td>> 25</td><td>kHz</td></tr><tr><td>0.20</td><td>m/s² rms</td></tr><tr><td>± 1</td><td>% F.S.</td></tr><tr><td>6</td><td>%</td></tr><tr><td>0.02</td><td>m/s²/µε</td></tr></table>		0.5	mV/m/s ²	± 9810	m/s ²	0.3 to 5000	Hz	> 25	kHz	0.20	m/s ² rms	± 1	% F.S.	6	%	0.02	m/s ² /µε		
5	mV/g																																						
± 1,000	g peak																																						
0.3 to 5000	Hz																																						
> 25	kHz																																						
0.02	g rms																																						
± 1	% F.S.																																						
6	%																																						
0.002	g/µε																																						
0.5	mV/m/s ²																																						
± 9810	m/s ²																																						
0.3 to 5000	Hz																																						
> 25	kHz																																						
0.20	m/s ² rms																																						
± 1	% F.S.																																						
6	%																																						
0.02	m/s ² /µε																																						
ENVIRONMENTAL Maximum Vibration Maximum Shock Operating Temperature Range Seal		<table><tr><td>2000</td><td>g peak</td></tr><tr><td>3000</td><td>g peak</td></tr><tr><td>-60 to 250</td><td>°F</td></tr><tr><td>Hermetic</td><td></td></tr></table>		2000	g peak	3000	g peak	-60 to 250	°F	Hermetic		<table><tr><td>19620</td><td>m/s² peak</td></tr><tr><td>29430</td><td>m/s² peak</td></tr><tr><td>-51 to 121</td><td>°C</td></tr><tr><td>Hermetic</td><td></td></tr></table>		19620	m/s ² peak	29430	m/s ² peak	-51 to 121	°C	Hermetic																			
2000	g peak																																						
3000	g peak																																						
-60 to 250	°F																																						
Hermetic																																							
19620	m/s ² peak																																						
29430	m/s ² peak																																						
-51 to 121	°C																																						
Hermetic																																							
ELECTRICAL Supply Current Range [4] Compliance Voltage Range Output Impedance, Typ Bias Voltage Discharge Time Constant Electrical Isolation TEDS Feature [5]		<table><tr><td>2 to 20</td><td>mA</td></tr><tr><td>+18 to +30</td><td>Volts</td></tr><tr><td>100</td><td>Ω</td></tr><tr><td>+7.0 to +11.5</td><td>VDC</td></tr><tr><td>0.5 to 2.0</td><td>Sec</td></tr><tr><td>10</td><td>GΩ,min</td></tr><tr><td>IEEE 1451.4</td><td></td></tr></table>		2 to 20	mA	+18 to +30	Volts	100	Ω	+7.0 to +11.5	VDC	0.5 to 2.0	Sec	10	GΩ,min	IEEE 1451.4		<table><tr><td>2 to 20</td><td>mA</td></tr><tr><td>+18 to +30</td><td>Volts</td></tr><tr><td>100</td><td>Ω</td></tr><tr><td>+7.0 to +11.5</td><td>VDC</td></tr><tr><td>0.5 to 2.0</td><td>Sec</td></tr><tr><td>10</td><td>GΩ,min</td></tr><tr><td>IEEE 1451.4</td><td></td></tr></table>		2 to 20	mA	+18 to +30	Volts	100	Ω	+7.0 to +11.5	VDC	0.5 to 2.0	Sec	10	GΩ,min	IEEE 1451.4							
2 to 20	mA																																						
+18 to +30	Volts																																						
100	Ω																																						
+7.0 to +11.5	VDC																																						
0.5 to 2.0	Sec																																						
10	GΩ,min																																						
IEEE 1451.4																																							
2 to 20	mA																																						
+18 to +30	Volts																																						
100	Ω																																						
+7.0 to +11.5	VDC																																						
0.5 to 2.0	Sec																																						
10	GΩ,min																																						
IEEE 1451.4																																							
		<p>This family also includes:</p> <table><tr><th>Model</th><th>Sensitivity (mV/g)</th><th>Freq Response (Hz), ±3dB</th><th>Time Constant (Sec)</th><th>Operating Temp (°F)</th></tr><tr><td>3603A1T</td><td>1</td><td>0.3 to 5000</td><td>0.5 to 2.0</td><td>-10 to 250</td></tr><tr><td>3603A3T</td><td>10</td><td>0.3 to 5000</td><td>0.5 to 2.0</td><td>-10 to 250</td></tr></table> <p>Refer to the performance specifications of the products in this family for detailed description</p> <p>Supplied Accessories:</p> <p>1) Accredited calibration certificate (ISO 17025) 2) Mounting stud model 6200, (10-32 to 10-32).</p> <p>Notes:</p> <p>[1] Glass to metal seal connector. Mates with Dytran cable Model 6811AXX (XX=length in feet). [2] Measured at 100Hz, 1 Grms per ISA RP 37.2. [3] Measured using zero-based straight line method, % of F.S. or any lesser range. [4] Do not apply power to this system without current limiting, 20 mA MAX. To do so will destroy the amplifier. [5] TEDS operational temperature: -40° F to +185° F [-40° C to +85° C] [6] In the interest of constant product improvement, we reserve the right to change specifications without notice.</p>						Model	Sensitivity (mV/g)	Freq Response (Hz), ±3dB	Time Constant (Sec)	Operating Temp (°F)	3603A1T	1	0.3 to 5000	0.5 to 2.0	-10 to 250	3603A3T	10	0.3 to 5000	0.5 to 2.0	-10 to 250																	
Model	Sensitivity (mV/g)	Freq Response (Hz), ±3dB	Time Constant (Sec)	Operating Temp (°F)																																			
3603A1T	1	0.3 to 5000	0.5 to 2.0	-10 to 250																																			
3603A3T	10	0.3 to 5000	0.5 to 2.0	-10 to 250																																			
		<p>TYPICAL FREQUENCY RESPONSE</p>  <p>TYPICAL TEMPERATURE RESPONSE</p> 																																					
		 																																					
		Units on the line drawing are in inches, units in brackets are in millimeters. Refer to 127-3603A1T for more information.																																					



21592 Marilla Street, Chatsworth, California 91311 Phone: 818.700.7818 Fax:818.700.7880 www.dytran.com
For permission to reprint this content, please contact info@dytran.com